

# ESG and Biodiversity

June 18, 2021

Eric Kane, Head of ESG Research, Americas, Bloomberg Intelligence

# Bloomberg Intelligence

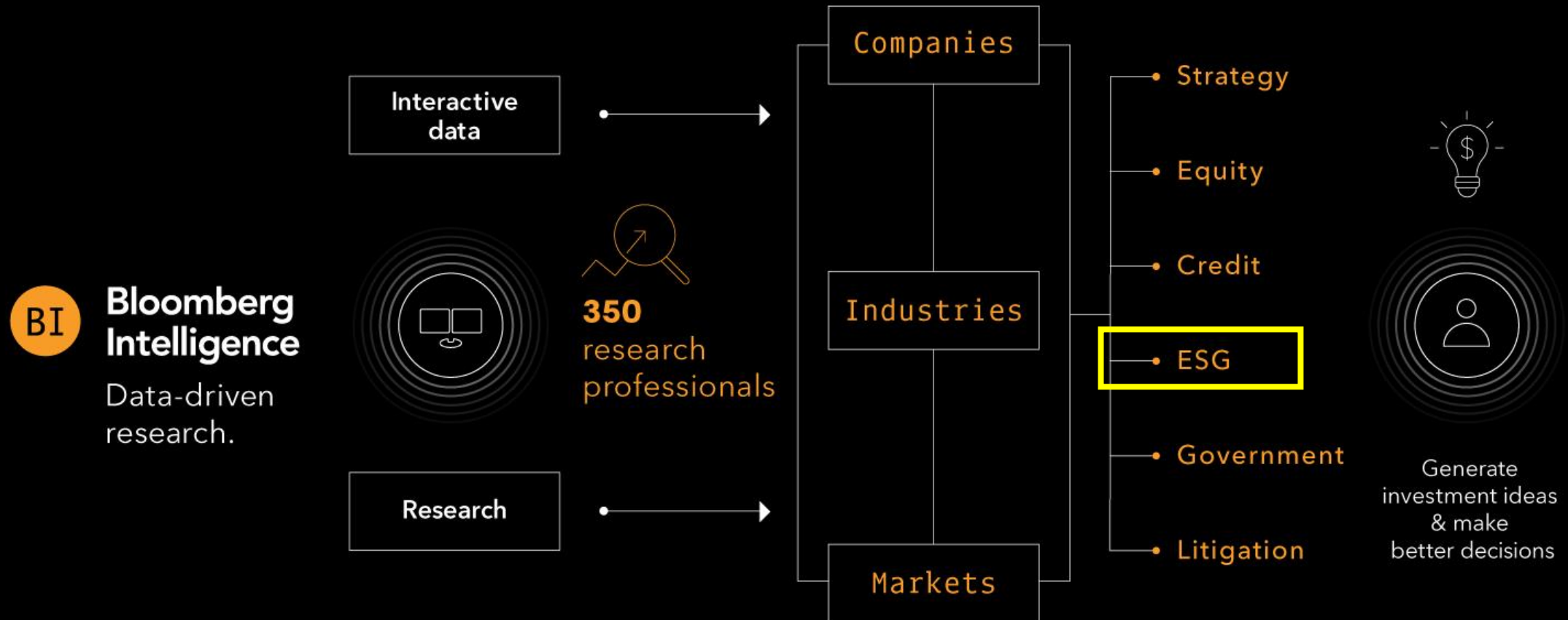
**500+**  
data contributors

**135+**  
industries

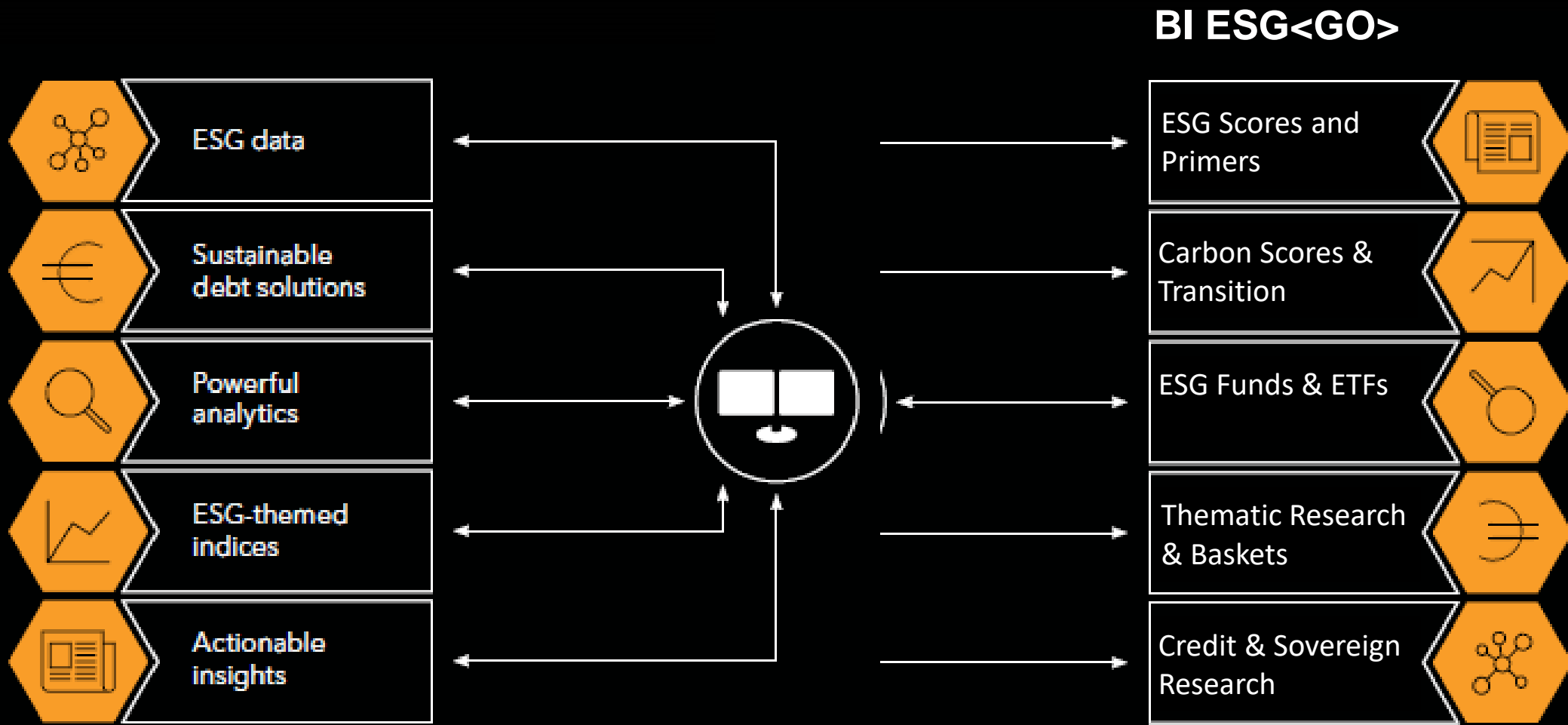
**2,000+**  
companies

**15yrs**  
avg. analyst experience

Bloomberg Intelligence (BI) research delivers an independent perspective providing interactive data and investment research on companies, industries and global markets. Our team of 350 research professionals help our clients make informed decisions in the rapidly moving investment landscape.



# BI ESG: Part of Bloomberg's Sustainable Finance Solution



# BI ESG: Coverage Overview

BI ESG is a global team that helps clients understand how financially material ESG issues are and how they are redefining industries' fundamentals and companies' competitiveness

## Research



### ESG Scores & Primers

- Industry
- Company

### Carbon Scores & Transition

### ESG Funds & ETFs

- Global Coverage
- Equity, Credit, Themes

### Thematic Research and Baskets

- Themes incl. Transition, Clean Energy
- Portfolio Trackers, Thematic Baskets

### Credit and Sovereign Research

- ESG in Credit and Sovereign
- Green, Sustainable, Transition bonds

## Data & models



### Bloomberg Proprietary Scores

- E, S & G Scores
- Sovereign Scores
- Gender Equality Index Scores
- Third Party ESG Scores

### Proprietary and Curated Data

- BI Carbon Transition: Corp. & Countries
- Emission Estimates
- ESG ETF Scores
- ESG Debt
- Proxy & Activism

### Proprietary Models

- Sustainable Development Goals
- Supply Chain x ESG
- Greenium BQNT Model
- Clean Energy ETF Tracker
- CEO Pay Tracker
- Green Recovery Tracker

## Coverage



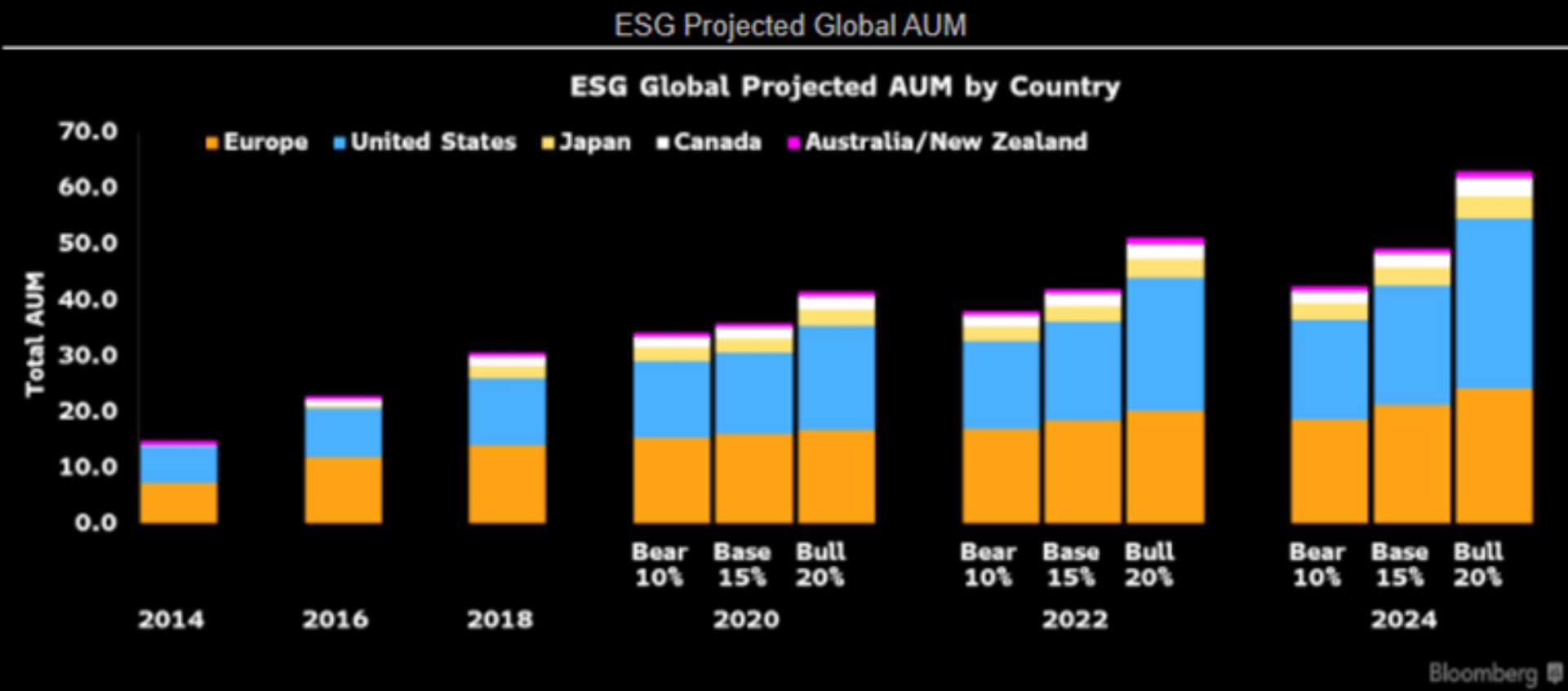
### Asset Classes

- Equity
- Credit
- Strategy
- Commodity

### Regional Coverage

- US
- EMEA
- Asia Pacific incl. Japan

# ESG Moves from Niche to Mainstream



Source: GSIA, Bloomberg Intelligence

Source: Bloomberg Intelligence

# Thematic ESG Investments Are on the Rise

Flow Tracker: ESG, Sustainability, Values ETFs

Strategy	Flows (\$M)						
	2015	2016	2017	2018	2019	2020	1Q 2021
Exclusionary (Inc Religious)	832	1,139	3,663	5,769	21,336	61,634	28,043
ESG	632	728	2,708	5,704	19,574	57,267	24,789
Controversies	644	1,134	2,976	5,508	19,556	54,626	24,018
Low CO2, Fossil Fuels	198	160	1,115	1,606	3,078	18,092	9,165
Clean Energy/Tech	181	38	230	134	877	12,027	10,214
Governance	2,663	2,601	2,785	1,531	2,835	1,873	1,051
Gender	-	252	53	252	(199)	410	213
SDG/Impact	-	-	1	111	167	266	199
Other Environmental	(240)	42	(63)	39	296	239	639
Diversity & Inclusion	-	-	-	2	3	38	36
Human Capital	-	896	(148)	(569)	(123)	(63)	(13)

Source: Bloomberg Intelligence



# Bloomberg ESG Data on Biodiversity-Related Metrics

BP/ LN Equity		96) Actions ▾	97) Export ▾	98) Settings	Financial Analysis				
BP PLC IFRS 16 ?		BQL Periods	10) Annuals	Cur FRC (USD) ▾					
1) Key Stats	2) I/S	3) B/S	4) C/F	5) Ratios	6) Segments	7) Addl	8) ESG	9) Custom	10) Shared
11) Overview	12) Environmental	13) Social	14) Governance	15) Exec & Dir Comp	16) ESG Ratios	17) CDP	18) Energy ESG		
In Millions of USD except Per Share			2015 Y	2016 Y	2017 Y	2018 Y	2019 Y~	2020 Y~	
12 Months Ending			12/31/2015	12/31/2016	12/31/2017	12/31/2018	12/31/2019	12/31/2020	
Spills									
	Number of Spills		146	149	139	124	152	121	
	Amount of Spills		0.3	0.6	0.8	0.4	0.6	0.7	
	Number of Hydrocarbon Spills		146	149	139	124	152	121	
	Amount of Hydrocarbon Spills		0.4	0.7	0.9	0.5	0.7	0.8	
	Hydrocarbon Spills Recovered		0.3	0.4	0.6	0.4	0.4	0.3	
Environmental Fines									
	Environmental Fines (Amount)		0.6	15.0	3.6	1.9	0.8	7.4	
Investments/Costs									
	Environmental Accounting Cost		7,284.0	776.0	484.0	1,097.0	1,851.0	412.0	
	Investments in Operational Sustain...		733.0	564.0	487.0	449.0	468.0	241.0	
Certified Sites									
	Pct Sites Certified		—	—	—	—	100.00	100.00	

Source: Bloomberg Intelligence

# Bloomberg ESG Scores: Measuring Performance on Biodiversity and More

BBG E&S Scores

BBG G Scores

BBG GEI Scores

BI Carbon Scores

BNEF Transition Scores

70) Pillar Scores

71) Issue Scores

72) Sub-Issue Scores

73) Field Scores

74) Transparency View

View Value

By Charting View

Multiple Selection

Integrated Oils

Environmental

Any Ticker

Any Market Cap

Integrated Oils

Environmental

Any Issue

Any BI Priority

Any Sub-Issue

Any Field Description

Data

Chart

Security Name>Issue>Sub-Issue>...	2019	2018	2017	2016	2015
Ecological Impact					
Ecosystem Protection					
Biodiversity Policy	10.00	10.00	10.00	10.00	10.00
Environmental Quality Manag...	10.00	10.00	10.00	10.00	10.00
Number Sites Environmentall...	1.50	1.50	1.50		
Environmental Incidents					
Amount of Hydrocarbon Spills	1.45	2.21	2.61	4.91	1.11
Number of Hydrocarbon Spills	6.01	7.08	8.15	8.51	7.08
Energy Management					
Energy Consumption					
Grid Electricity Used	2.61	2.25	2.31	2.77	2.69
Percentage Electricity of Tot...	7.58	7.97	8.02	8.15	8.25
Percentage of Grid Electricit...	0.00	0.00	0.00	0.00	0.00
Self-Generated Total Energy	0.00	0.00			
CHG Emissions Management					

Source: Bloomberg.

Click here for more details.

Source: Bloomberg Intelligence



# BI Proxy: Tracking Shareholder Action on Biodiversity

Actions ▾ Directory Export Settings Bloomberg Intelligence

<Search BI Research and Data>

ESG Dashboard (BI BESGG) Global ☆

Research

- Dashbd Home
- Environmental
- Social
- Governance
- Primers
- Themes
- Portfolio Strat
- Markets
- Credit
- Asia & EM
- BI Models

Data Library

- Macro
- Company
- BBG Scores
- Other Scores
- ESG ETFs
- BI Carbon
- Proxy Tracker**
- Activists
- ESG Debt

Monitor

- News/Resear...

Proxy Proposals Japan Voting

Proposals Proposal Types by Year Meetings

Configure Columns

Shareholder × Other Environment ×

Shareholder ▾ Any Country of Excha ▾ Any Region of Exchan ▾ Any Meeting Type ▾

Any Proposal Categor ▾ Other Environment ▾ Any Sector ▾ Any Industry ▾

Any Vote Result ▾ Any Vote Range ▾ Meeting Date MM/DD/YY - MM/DD/YY

Company	Proxy	Meeting	Type	Proposal	Title	Filer	Result	% For
Walmart Inc	22-Apr-2021	02-Jun-2021	Annual	Other Environment	Report on refr...	Undisclose...	Not Ap...	5.5%
Amazon.com I...	15-Apr-2021	26-May-2021	Annual	Other Environment	Shareholder p...	Undisclose...	Not Ap...	35.5%
Alliant Energy ...	01-Apr-2021	20-May-2021	Annual	Other Environment	Shareowner pr...	Steven Mil...	Not Ap...	3.8%
DTE Energy Co	25-Mar-2021	20-May-2021	Annual	Other Environment	Greenwashing ...	Steven Mil...	Not Ap...	2.4%
Exxon Mobil C...	15-Mar-2021	26-May-2021	Annual	Other Environment	Report on envi...	Steven Mil...	Not Ap...	5.2%
DuPont de Ne...	12-Mar-2021	28-Apr-2021	Annual	Other Environment	Stockholder pr...	As You So...	Approv...	81.2%
Beach Energy ...	20-Oct-2020	25-Nov-2020	Annual	Other Environment	Capital protect...	Undisclose...	Not Ap...	5.4%
Restaurant Br...	29-Apr-2020	10-Jun-2020	Annual	Other Environment	Shareholder p...	Undisclose...	Not Ap...	9.4%
TJX Cos Inc/T...	23-Apr-2020	09-Jun-2020	Annual	Other Environment	Report on red...	Trillium A...	Not Ap...	44.5%
Walmart Inc	23-Apr-2020	03-Jun-2020	Annual	Other Environment	Report on imp...	Undisclose...	Not Ap...	17.0%
Exxon Mobil C...	09-Apr-2020	27-May-2020	Annual	Other Environment	Report on envi...	Steven Mil...	Not Ap...	4.1%
JPMorgan Cha...	06-Apr-2020	19-May-2020	Annual	Other Environment	Oil and gas co...	Trillium A...	Not Ap...	15.2%
iA Financial Co...	03-Apr-2020	07-May-2020	Annual	Other Environment	In order to en...	Hélène Du...	Approv...	60.7%
ROCKWOOL Int...	05-Mar-2020	01-Apr-2020	Annual	Other Environment	Assessment of...	Timothy L...	Not Ap...	.4%

Shareholder meetings and proposals - click for methodology

Source: Bloomberg Intelligence

# Biodiversity Concerns Lead to Bank Restrictions

Fossil-Fuel Policies Mixed Across Banks					
<a href="#">Click Here To See All Restrictions</a>	Coal Fired Power Plants Restrictions	Coal Mining Restrictions	Arctic Drilling Restrictions	Oil Sands Restrictions	Shale Oil and Gas
Citigroup	New coal-fired power plant activities except areas in energy poverty	≥25% revenue from thermal coal mining;	Project financing for Arctic upstream exploration and production	No lending restrictions	No lending restrictions
JPMorgan Chase	New coal-fired power plants without carbon capture	>50% from coal mining; MTR & new greenfield coal mines	Project financing for Arctic greenfield projects	No lending restrictions	No lending restrictions
Bank of America	New coal-fired power plant activities in developed economies without carbon capture	Coal mining not meeting certain environmental/safety standards	No project finance for oil and gas exploration in the Arctic	No lending restrictions	No lending restrictions
Wells Fargo	New or existing coal-fired power plant operations	MTR mining	Project financing lending only	No lending restrictions	No lending restrictions

Source: Bloomberg Intelligence

# Packaged Food Targets Biodiversity in Supply Chain

## Environmental Supply Chain Targets

	Deforestation & Sustainable Palm Oil	Sustainable Cocoa & Coffee	Regenerative Agriculture
<b>Nestle</b>	100% deforestation-free primary supply chain by 2022. 100% certified sustainable palm oil by 2023.	100% certified sustainable cocoa and coffee by 2025.	50% key ingredients sourced via renewable agriculture by 2030.
<b>Unilever</b>	100% deforestation-free supply chain by 2023.	No targets	No targets
<b>Danone</b>	Already eliminated deforestation in supply chain in 2020. (+)	No targets	100% ingredients sourced via renewable agriculture by 2025. (France only)
<b>Mondelez</b>	Already sources 100% RSPO-certified palm oil in 2020. (+)	100% sustainably-sourced cocoa by 2025.	No targets
<b>Kraft Heinz</b>	100% sustainably-sourced palm oil by 2022.	No targets	No targets
<b>General Mills</b>	Already sources 100% RSPO-certified palm oil in 2020. (+)	Already sources 100% sustainable cocoa in 2020.	Implement regenerative agriculture practices on 1 million acres of farmland by 2030.

(+) Based on company's own reporting; Environmental organizations claim that these companies' supply chains are not yet deforestation-free.

Bloomberg 

Source: Bloomberg Intelligence



# Disclaimer

---

The data included in these materials are for illustrative purposes only. The BLOOMBERG TERMINAL service and Bloomberg data products (the “Services”) are owned and distributed by Bloomberg Finance L.P. (“BFLP”) except (i) in Argentina, Australia and certain jurisdictions in the Pacific islands, Bermuda, China, India, Japan, Korea and New Zealand, where Bloomberg L.P. and its subsidiaries (“BLP”) distribute these products, and (ii) in Singapore and the jurisdictions serviced by Bloomberg’s Singapore office, where a subsidiary of BFLP distributes these products. BLP provides BFLP and its subsidiaries with global marketing and operational support and service. Certain features, functions, products and services are available only to sophisticated investors and only where permitted. BFLP, BLP and their affiliates do not guarantee the accuracy of prices or other information in the Services. Nothing in the Services shall constitute or be construed as an offering of financial instruments by BFLP, BLP or their affiliates, or as investment advice or recommendations by BFLP, BLP or their affiliates of an investment strategy or whether or not to “buy”, “sell” or “hold” an investment. Information available via the Services should not be considered as information sufficient upon which to base an investment decision. The following are trademarks and service marks of BFLP, a Delaware limited partnership, or its subsidiaries: BLOOMBERG, BLOOMBERG ANYWHERE, BLOOMBERG MARKETS, BLOOMBERG NEWS, BLOOMBERG PROFESSIONAL, BLOOMBERG TERMINAL and BLOOMBERG.COM. Absence of any trademark or service mark from this list does not waive Bloomberg’s intellectual property rights in that name, mark or logo. All rights reserved. © 2021 Bloomberg.

Bloomberg Intelligence is a service provided by Bloomberg Finance L.P. and its affiliates. Bloomberg Intelligence shall not constitute, nor be construed as, investment advice or investment recommendations (i.e., recommendations as to whether or not to “buy”, “sell”, “hold”, or to enter or not to enter into any other transaction involving any specific interest) or a recommendation as to an investment or other strategy. No aspect of the Bloomberg Intelligence function is based on the consideration of a customer’s individual circumstances. Bloomberg Intelligence should not be considered as information sufficient upon which to base an investment decision. You should determine on your own whether you agree with Bloomberg Intelligence.

Bloomberg Intelligence Credit and Company research is offered only in certain jurisdictions. Bloomberg Intelligence should not be construed as tax or accounting advice or as a service designed to facilitate any Bloomberg Intelligence subscriber’s compliance with its tax, accounting, or other legal obligations. Employees involved in Bloomberg Intelligence may hold positions in the securities analyzed or discussed on Bloomberg Intelligence.